

Report Comments



التميز في التعليم الطبي الذي يجمع بين الأصالة والمعاصرة

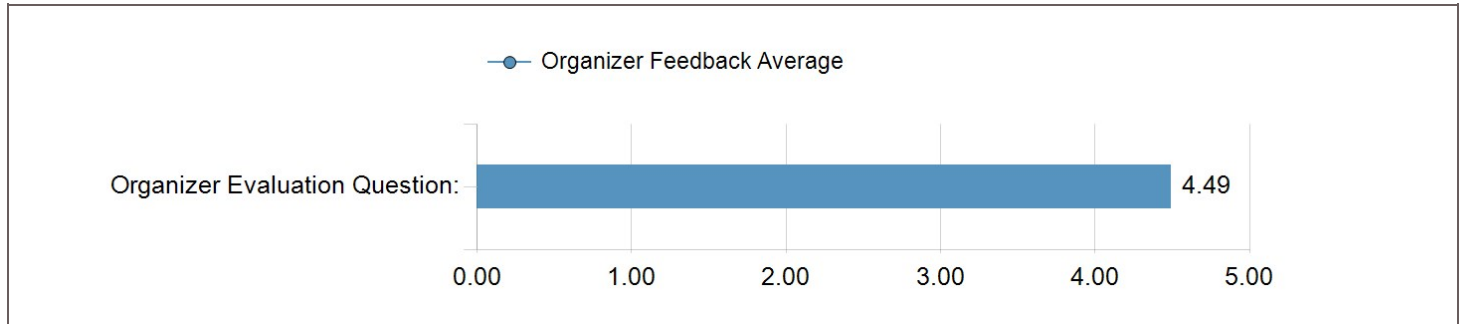
Courses Names:

- الأشعة والتصوير الطبي

Response Table:

Raters	Student FO
Responded	55
Invited	67
Response Ratio	82.09%

Score Summary:



Competency	Organizer Feedback Average
Organizer Evaluation Question:	4.49

Score Summary by Gender:

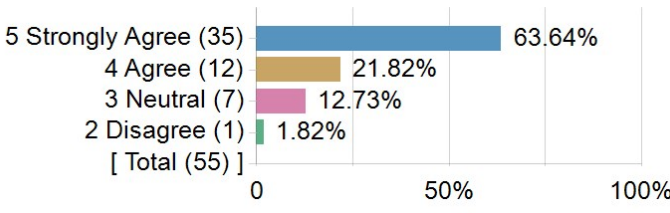
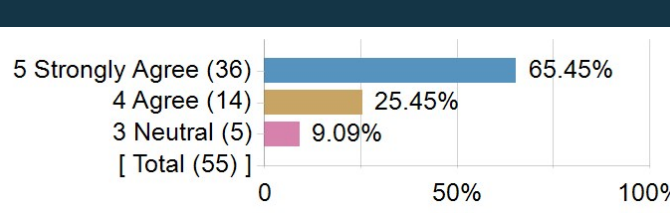
Overall	Value
Competency Statistics	
Mean	4.49
Standard Deviation	0.77

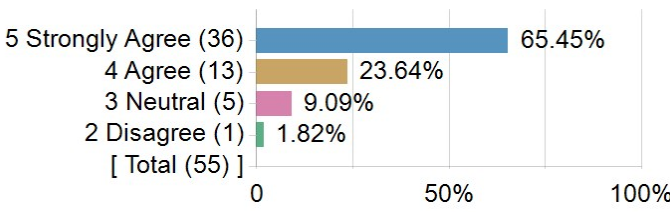
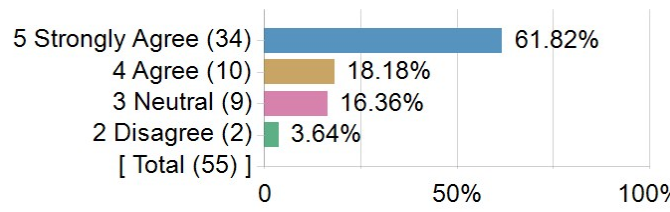
F	Value
Competency Statistics	
Mean	4.49
Standard Deviation	0.77

Organizer Questions - Analysis:

Frequency Analysis:

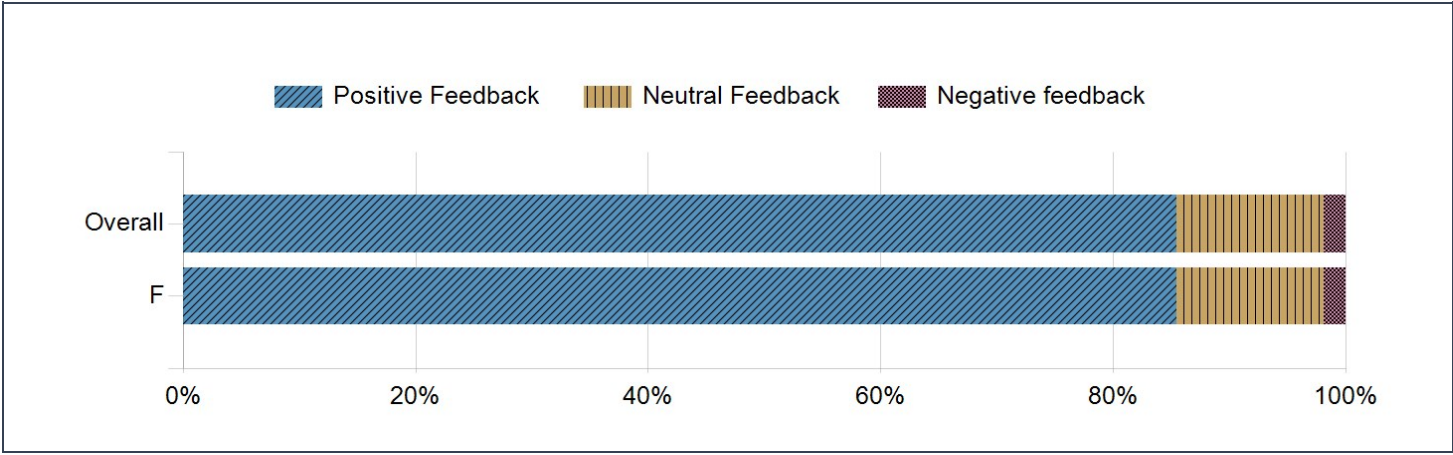
Competency Statistics	Value
Mean	4.49
Median	5.00
Mode	5

1. The course organizer was helpful and accessible when needed	2. The course organizer mentioned the objectives and learning resources at the beginning of the course																												
																													
<table border="1"> <thead> <tr> <th>Statistics</th> <th>Value</th> </tr> </thead> <tbody> <tr> <td>Mean</td> <td>4.47</td> </tr> <tr> <td>Mode</td> <td>5</td> </tr> <tr> <td>Standard Deviation</td> <td>0.79</td> </tr> <tr> <td>Population Standard Deviation</td> <td>0.78</td> </tr> <tr> <td>Standard Error (base on SD)</td> <td>0.11</td> </tr> <tr> <td>Standard Error (base on PSD)</td> <td>0.11</td> </tr> </tbody> </table>	Statistics	Value	Mean	4.47	Mode	5	Standard Deviation	0.79	Population Standard Deviation	0.78	Standard Error (base on SD)	0.11	Standard Error (base on PSD)	0.11	<table border="1"> <thead> <tr> <th>Statistics</th> <th>Value</th> </tr> </thead> <tbody> <tr> <td>Mean</td> <td>4.56</td> </tr> <tr> <td>Mode</td> <td>5</td> </tr> <tr> <td>Standard Deviation</td> <td>0.66</td> </tr> <tr> <td>Population Standard Deviation</td> <td>0.65</td> </tr> <tr> <td>Standard Error (base on SD)</td> <td>0.09</td> </tr> <tr> <td>Standard Error (base on PSD)</td> <td>0.09</td> </tr> </tbody> </table>	Statistics	Value	Mean	4.56	Mode	5	Standard Deviation	0.66	Population Standard Deviation	0.65	Standard Error (base on SD)	0.09	Standard Error (base on PSD)	0.09
Statistics	Value																												
Mean	4.47																												
Mode	5																												
Standard Deviation	0.79																												
Population Standard Deviation	0.78																												
Standard Error (base on SD)	0.11																												
Standard Error (base on PSD)	0.11																												
Statistics	Value																												
Mean	4.56																												
Mode	5																												
Standard Deviation	0.66																												
Population Standard Deviation	0.65																												
Standard Error (base on SD)	0.09																												
Standard Error (base on PSD)	0.09																												

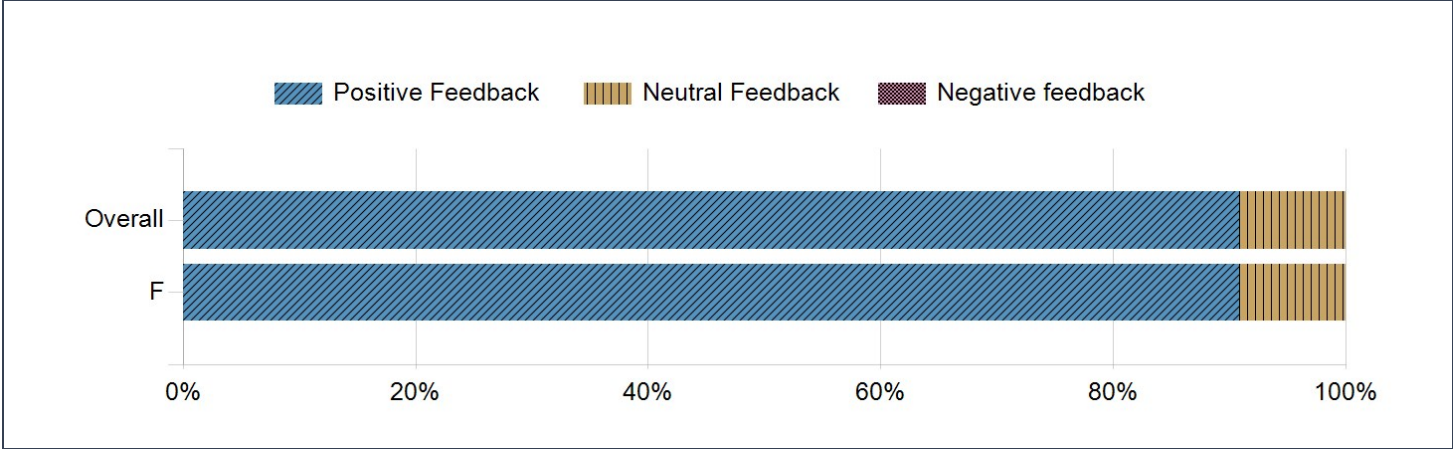
3. The course organizer mentioned the requirements and the assessment methods for this course	4. The course organizer is organized regarding the course schedules and communicates amendments effectively																												
																													
<table border="1"> <thead> <tr> <th>Statistics</th> <th>Value</th> </tr> </thead> <tbody> <tr> <td>Mean</td> <td>4.53</td> </tr> <tr> <td>Mode</td> <td>5</td> </tr> <tr> <td>Standard Deviation</td> <td>0.74</td> </tr> <tr> <td>Population Standard Deviation</td> <td>0.73</td> </tr> <tr> <td>Standard Error (base on SD)</td> <td>0.10</td> </tr> <tr> <td>Standard Error (base on PSD)</td> <td>0.10</td> </tr> </tbody> </table>	Statistics	Value	Mean	4.53	Mode	5	Standard Deviation	0.74	Population Standard Deviation	0.73	Standard Error (base on SD)	0.10	Standard Error (base on PSD)	0.10	<table border="1"> <thead> <tr> <th>Statistics</th> <th>Value</th> </tr> </thead> <tbody> <tr> <td>Mean</td> <td>4.38</td> </tr> <tr> <td>Mode</td> <td>5</td> </tr> <tr> <td>Standard Deviation</td> <td>0.89</td> </tr> <tr> <td>Population Standard Deviation</td> <td>0.88</td> </tr> <tr> <td>Standard Error (base on SD)</td> <td>0.12</td> </tr> <tr> <td>Standard Error (base on PSD)</td> <td>0.12</td> </tr> </tbody> </table>	Statistics	Value	Mean	4.38	Mode	5	Standard Deviation	0.89	Population Standard Deviation	0.88	Standard Error (base on SD)	0.12	Standard Error (base on PSD)	0.12
Statistics	Value																												
Mean	4.53																												
Mode	5																												
Standard Deviation	0.74																												
Population Standard Deviation	0.73																												
Standard Error (base on SD)	0.10																												
Standard Error (base on PSD)	0.10																												
Statistics	Value																												
Mean	4.38																												
Mode	5																												
Standard Deviation	0.89																												
Population Standard Deviation	0.88																												
Standard Error (base on SD)	0.12																												
Standard Error (base on PSD)	0.12																												

Scale Distribution:

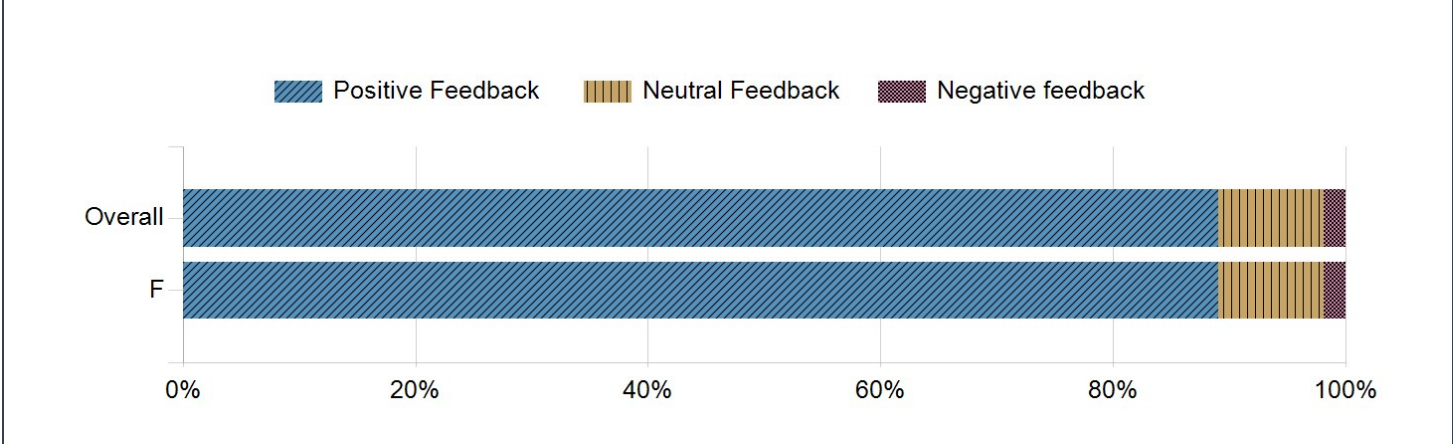
The course organizer was helpful and accessible when needed



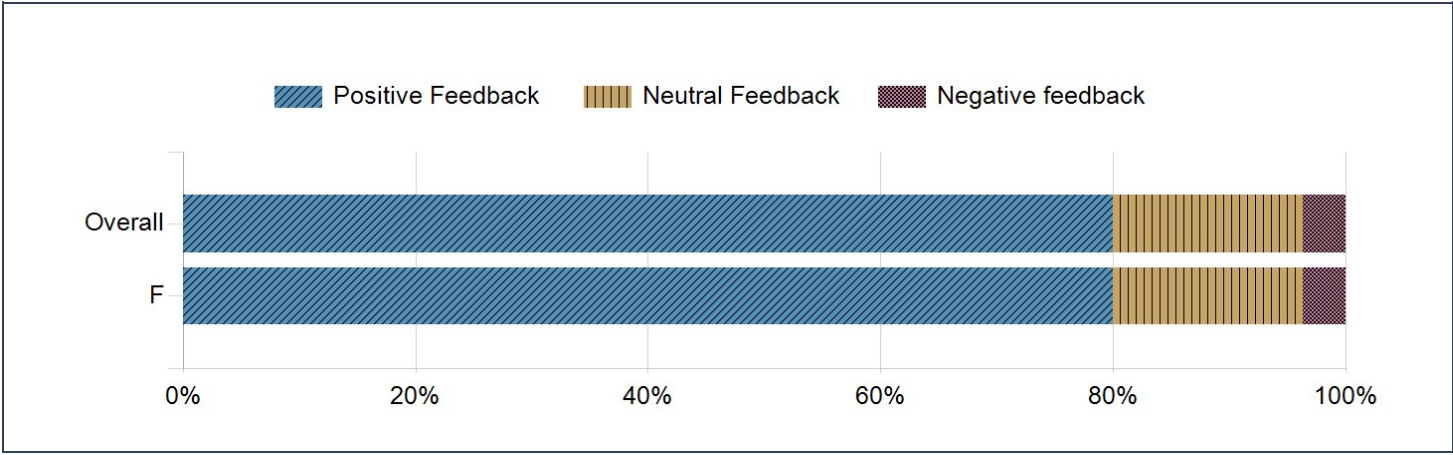
The course organizer mentioned the objectives and learning resources at the beginning of the course



The course organizer mentioned the requirements and the assessment methods for this course



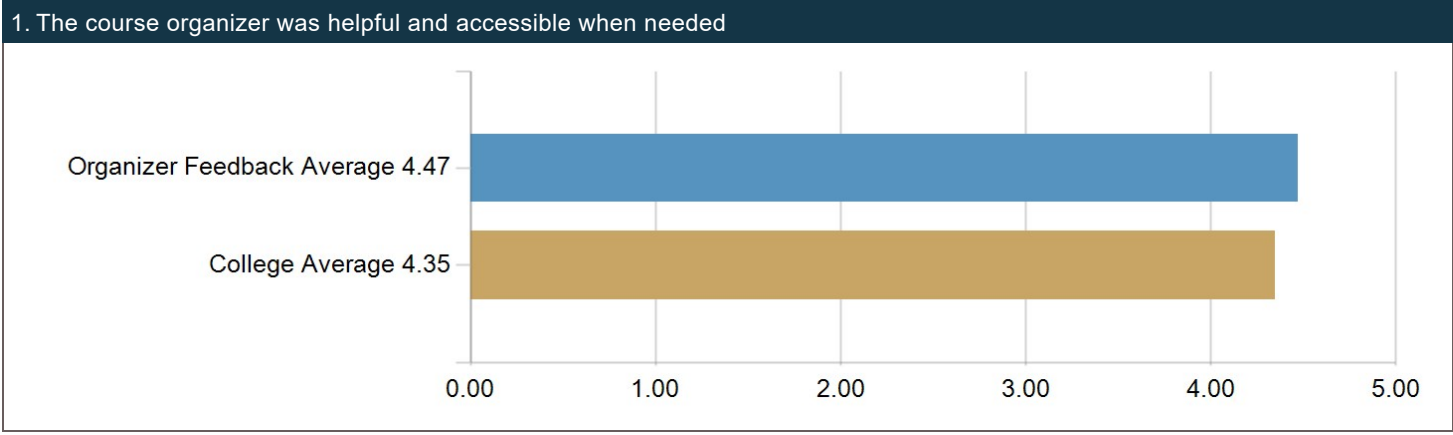
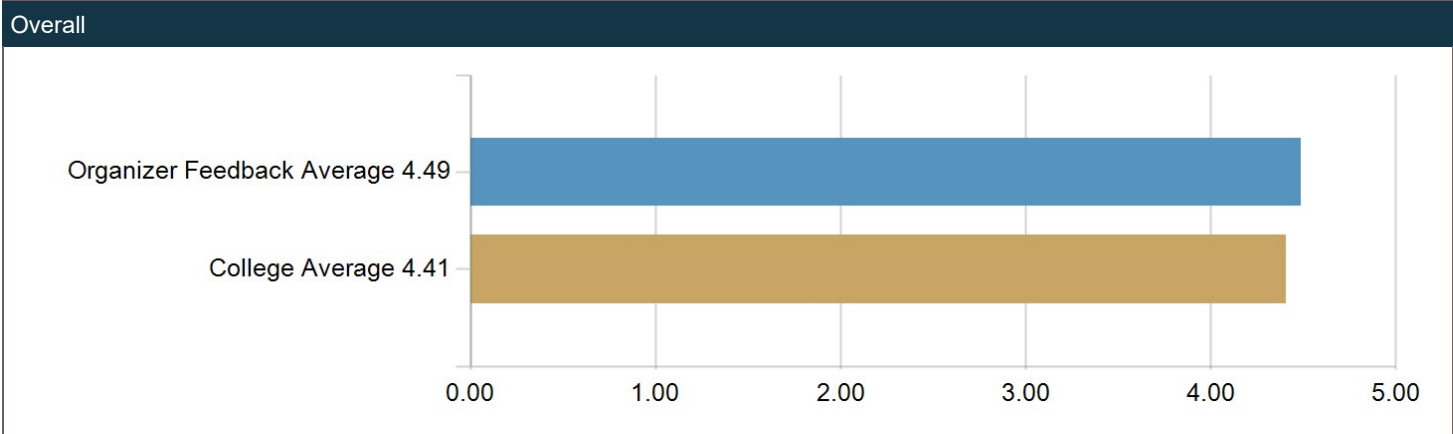
The course organizer is organized regarding the course schedules and communicates amendments effectively



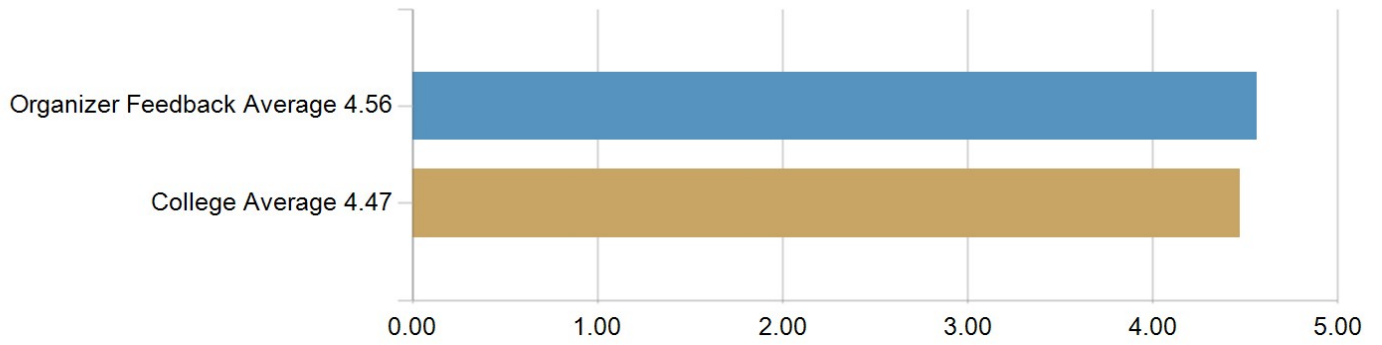
Scale Distribution - Table:

Question	Positive Feedback	Neutral Feedback	Negative feedback
The course organizer was helpful and accessible when needed	85.45%	12.73%	1.82%
The course organizer mentioned the objectives and learning resources at the beginning of the course	90.91%	9.09%	0.00%
The course organizer mentioned the requirements and the assessment methods for this course	89.09%	9.09%	1.82%
The course organizer is organized regarding the course schedules and communicates amendments effectively	80.00%	16.36%	3.64%

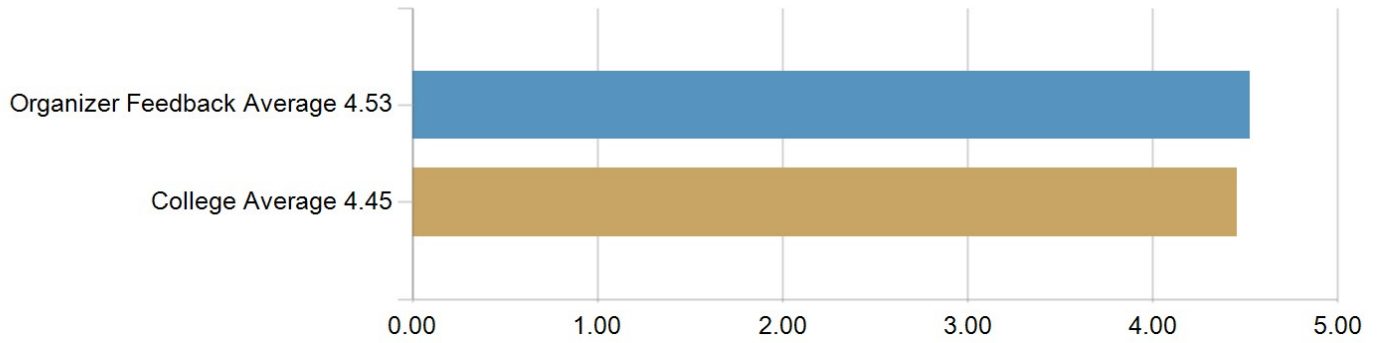
Score Comparison:



2. The course organizer mentioned the objectives and learning resources at the beginning of the course



3. The course organizer mentioned the requirements and the assessment methods for this course



4. The course organizer is organized regarding the course schedules and communicates amendments effectively

